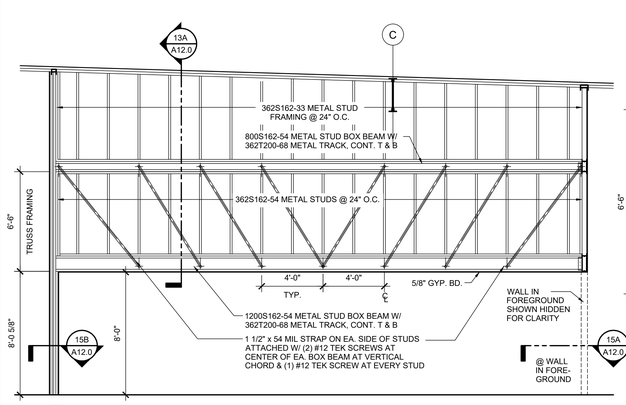

17 A12.0 FISH EQUIPMENT SOFFIT TRUSS
SCALE: 1/4" = 1'-0"

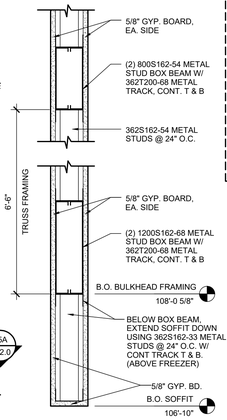

16 A12.0 FREEZER SOFFIT DETAIL
SCALE: 1 1/2" = 1'-0"

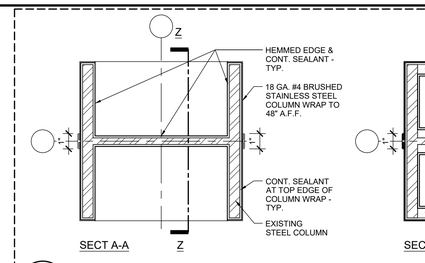

2 A12.0 COLUMN WRAP DETAIL
SCALE: N.T.S.

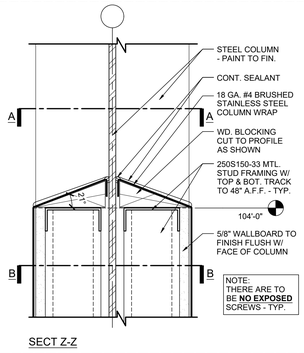

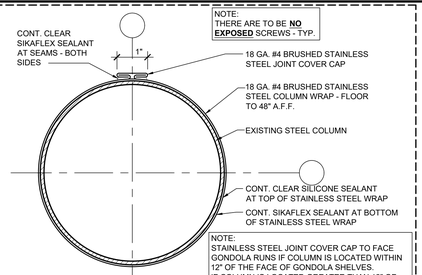

2 A12.0 COLUMN WRAP DETAILS
SCALE: N.T.S.

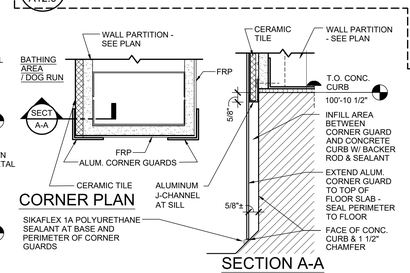

CORNER PLAN

SECTION A-A

19 A12.0 CORNER DETAIL AT BATHING ENTRY / DOG RUN
SCALE: N.T.S.

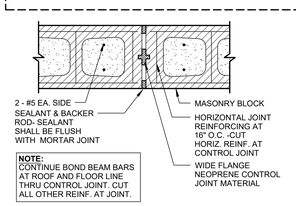

18 A12.0 TYP. MASONRY CONTROL/ EXPANSION JOINT
SCALE: N.T.S.

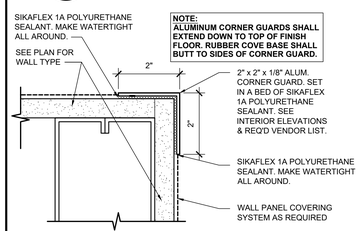

12 A12.0 ALUM. CORNER GUARD DETAIL
SCALE: 6" - 1'-0"

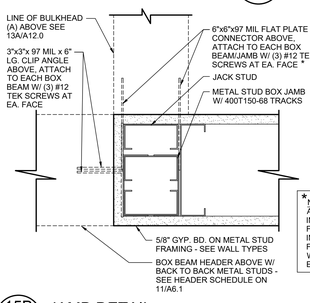

* NOTE: DETAILS 15A & 15B - AT 12" DEEP BOX HEADERS; IN LIEU OF 6"x6"x97 MIL FLAT PLATE CONNECTIONS, INSTALL (2) 6"x10"x97 MIL FLAT PLATE CONNECTORS W/ (4) #12 TEK SCREWS AT EA. FACE

15B A12.0 JAMB DETAIL
SCALE: 3" = 1'-0" @ FISH EQUIPMENT

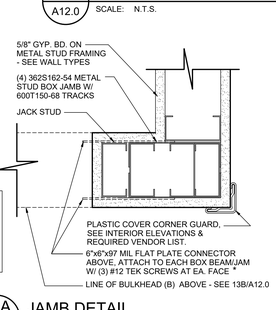

15A A12.0 JAMB DETAIL
SCALE: 3" = 1'-0" @ FISH EQUIPMENT

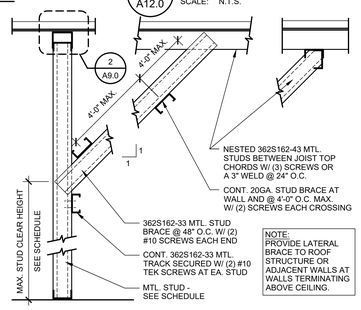

14 A12.0 STUD WALL BRACING
SCALE: 1" = 1'-0"

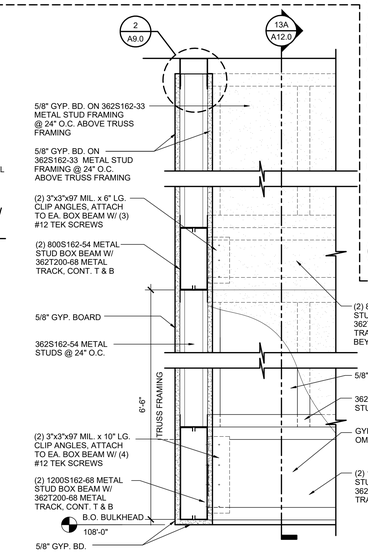

13B A12.0 FISH EQUIPMENT BULKHEAD - B
SCALE: 1 1/2" = 1'-0"

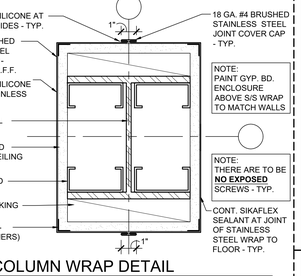

2 A12.0 COLUMN WRAP DETAIL
SCALE: N.T.S.

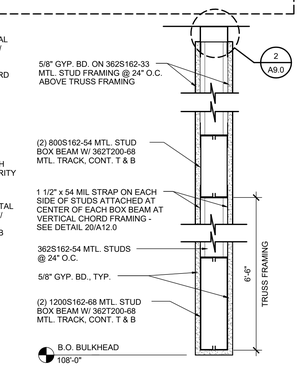

13A A12.0 FISH EQUIPMENT BULKHEAD - A
SCALE: 1 1/2" = 1'-0"

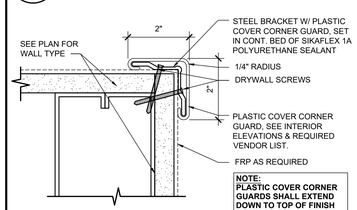

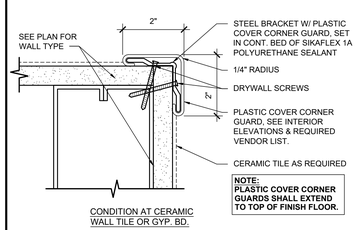

11 A12.0 PLASTIC CORNER GUARD DETAILS
SCALE: 6" - 1'-0"

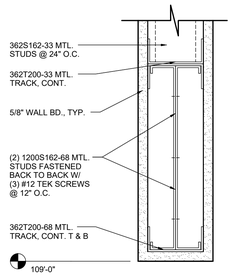

10 A12.0 HEADER DETAIL
SCALE: 3" = 1'-0"

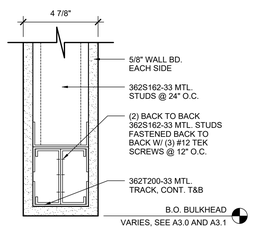

9 A12.0 BULKHEAD DETAIL
SCALE: 3" = 1'-0"

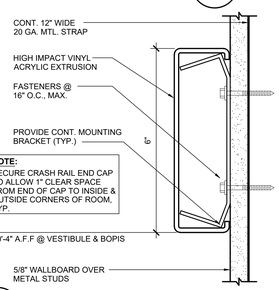

8 A12.0 CRASH RAIL DETAIL
SCALE: 6" - 1'-0"

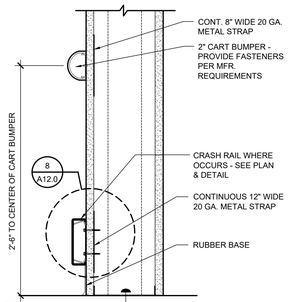

7 A12.0 WALL BUMPER GUARD
SCALE: 1 1/2" = 1'-0"

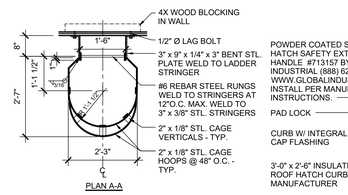

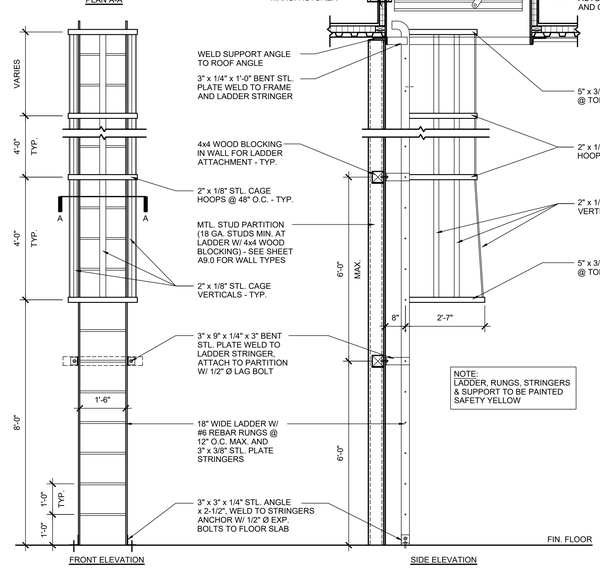

1 A12.0 ROOF LADDER SECTION / PLAN
SCALE: 1/2" = 1'-0"

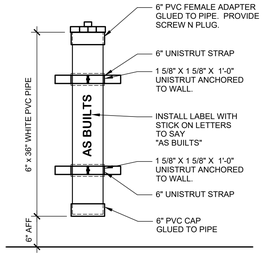

6 A12.0 AS-BUILT PLAN TUBE
SCALE: 1" = 1'-0"

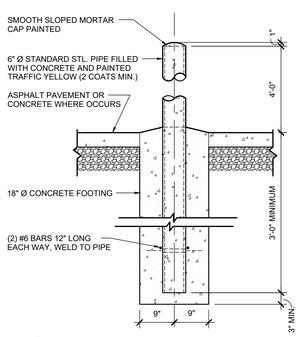

5 A12.0 EXTERIOR PIPE BOLLARD
SCALE: 3/4" = 1'-0"

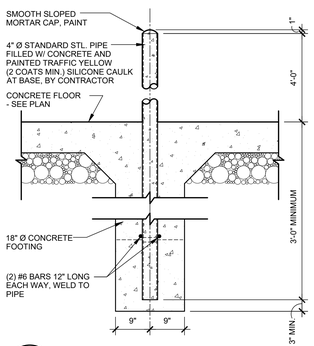

4 A12.0 INTERIOR PIPE BOLLARD
SCALE: 3/4" = 1'-0"

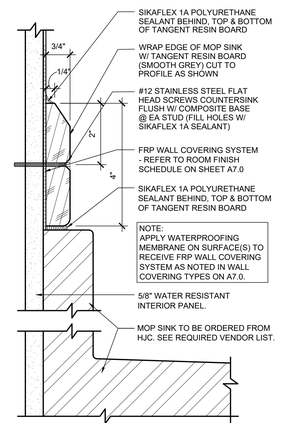

3 A12.0 WALL PANEL @ MOP SINK
SCALE: 6" = 1'-0"

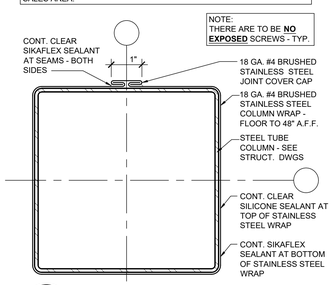

2 A12.0 COLUMN WRAP DETAILS
SCALE: 6" - 1'-0"

TENANT: PETSMART
19601 North 27th Avenue
Phoenix, Arizona 85027 - (623) 580-6100

PROJECT:
18K 2025 U.S. VET SERVICES INSTRUCTION SET

FEBRUARY 12, 2025

ARCHITECT:

CONSULTANT:

DESIGNER NOTE: ON REMODEL JOBS INCORPORATE THE CORRESPONDING COLUMN WRAP DETAIL FOR THE TYPE OF EXISTING COLUMN(S). DELETE THESE OPTIONS WHEN NOT USED AND SHEET DUPLICATE REMAINING DETAILS ON THE SHEET TO ELIMINATE DROPPING.

SEAL:

CITY SEAL:

DISCLAIMER:
THIS DRAWING AND DESIGN IN COPYRIGHT PROTECTED WHICH SHALL NOT BE USED, REPRODUCED OR REVISED WITHOUT WRITTEN PERMISSION BY PETSMART. THE CONTRACTOR SHALL CHECK AND VERIFY ALL DIMENSIONS AND UTILITY LOCATIONS AND REPORT ALL ERRORS AND OMISSIONS PRIOR TO COMMENCING WORK.
THIS DRAWING IS NOT TO BE SCALED.

ISSUED FOR:

#	DESCRIPTION	DATE

PROJECT NO: 18K 2025 US INSTRUCTION SET

ORIGINAL SCALE: AS INDICATED

IF THIS BAR IS NOT 1" LONG, ADJUST YOUR PLOTTING SCALE

DRAWN BY: XXX

CHECKED BY: XXX

PAGE #: 01 OF: 56

DISCIPLINE: ARCHITECTURAL

TITLE: DETAILS

SHEET NUMBER: **A12.0**